




Term	Project Title	Memorable experience	The end of the project	Supporting your child with this project
Autumn 1	<p data-bbox="259 140 591 167"><b>Do you want to be friends?</b></p>  <p data-bbox="539 177 792 491">Friends are the family you choose! Do you want to be friends? Would you like to play with me? It's time to find out more about friendship, being kind and working together.</p>	<p data-bbox="824 140 1077 167"><b>Friendship scenarios</b></p> <p data-bbox="824 177 1285 456">The children will go for a walk around the school, so they can meet people who are there to help them. Each person will introduce themselves and explain what they do. The children will see the space where they work and some of the important things they keep there.</p>	<p data-bbox="1312 140 1621 384">At the end of the project, they'll write a thank you letter to someone who helps them at home. They'll also make and bake salt dough hearts to present to a loved one.</p>	<p data-bbox="1653 140 2136 528">Friends are fabulous! Why not create a 'friends and family tree' together out of photos? Use different coloured lines to draw links that represent family, friends or acquaintances. You could also create a 'treasure chest' out of the things that make you 'you'. Which possessions couldn't you cope without? Alternatively, invite friends round for a get-together and discuss memories of happy experiences you have shared.</p>
Autumn 2	<p data-bbox="259 536 667 563"><b>Why do squirrels hide their nuts?</b></p>  <p data-bbox="539 572 792 887">Into the woods we go! Why do squirrels hide their nuts? Why do hedgehogs hibernate? It's time to explore the seasonal changes in the natural world during autumn and winter.</p>	<p data-bbox="824 536 1010 563"><b>Woodland visit</b></p> <p data-bbox="824 572 1285 927">Children will visit to a local wood, so that they can observe and experience the sights, sounds and smells of the autumnal environment. The children will be encouraged to collect items they find and look out for leaves that are turning brown. They will be encouraged to listen to the wind blowing through the trees and crunch through piles of fallen leaves.</p>	<p data-bbox="1312 536 1621 887">At the end of the project, they'll invite parents to sharing time, where they'll show them what they've learned about woodland animals. Then they'll talk about the changes that occur as autumn changes into winter.</p>	<p data-bbox="1653 536 2136 887">Woodlands are wonderful! Why not explore a local woodland together to build a fairy house using twigs, leaves, nuts and berries? You could also cook some fabulous autumnal recipes such as pumpkin soup or toffee apple cakes. Alternatively, set up a mud kitchen in your garden. What ingredients from the garden can you mix together to create an autumn potion?</p>
Spring 1	<p data-bbox="259 935 674 962"><b>What happens when I fall asleep?</b></p>  <p data-bbox="539 971 792 1254">Twinkle, twinkle, little star. Why are there stars in the sky at night? Does everyone go to bed at the same time? It's time to find out more about night time.</p>	<p data-bbox="824 935 1128 962"><b>Wonders of the universe</b></p> <p data-bbox="824 971 1285 1174">A mobile planetarium will come to school. Children will be encouraged to lay still and be calm in the darkened environment. Vocabulary such as darkness, stars, sky and night will be introduced.</p>	<p data-bbox="1312 935 1621 1286">At the end of the project, they'll share and reflect on what they have learnt, and they'll use their knowledge and creativity to write a bedtime story to take home to read. They'll also hold a lullaby sing-along for new babies and their parents.</p>	<p data-bbox="1653 935 2136 1430">The night is all right! Why not do some stargazing together after dark, either from your garden or, even better, a rural location with minimal light pollution? There are apps you can use on your phone to help you to identify stars and constellations! You could also keep a dream diary, noting down and comparing dreams with each other. Alternatively, talk to people in your family who have worked at night. What are the similarities and differences between working in the day compared to at night?</p>

<p><b>Spring 2</b></p>	<p><b>Will you read me a story?</b></p>  <p>Welcome to the magical world of fairy tales! Was the Big Bad Wolf really so bad? How many bowls of porridge did Goldilocks eat? Let's find out more about our favourite stories, and discover some new ones.</p>	<p><b>Fairy Tales</b></p> <p>A local drama group will visit the children dressed as fairy tale characters.</p>	<p>At the end of the project, they'll look back at photographs of their amazing experiences. They'll also attend a fairy tale tea party and dress up as their favourite characters.</p>	<p>Reading fairy tales can sweep us away into a fantastical world. Why not visit your local library together to read lots of different versions? You could also watch children's films on this theme and discuss the different types of characters. Alternatively, you could use toys to retell favourite fairy tales.</p>
<p><b>Summer 1</b></p>	<p><b>Are carrots orange?</b></p>  <p>Food marvellous food! What do you like to eat? Are you happy to try something new? It's time to find out more about eating well and being healthy.</p>	<p><b>Supermarket visit</b></p> <p>The children will visit a local supermarket. They will look at the variety of food available, including fruit, vegetables, cereals, fish, meat, bread and tinned and packaged products. They will be encouraged to read any labels or signs and find out about the different jobs that people do.</p>	<p>At the end of the project, they'll create an assembly to show parents what they've learned. They'll also have a look at the carrots they grew to find out whether all carrots really are orange.</p>	<p>Being healthy can be fun! Why not taste a new fruit or vegetable that you've never tried before? You could also plant seeds and learn about what they need to grow. Alternatively, try following a recipe to make a healthy meal or snack.</p>
<p><b>Summer 2</b></p>	<p><b>Are we there yet?</b></p>  <p>Are you ready for an adventure? Where in the world could we go? How could we travel there? It's time to discover transport, travel and places near and far!</p>	<p><b>Journeys</b></p> <p>Children will go on a fantastic journey! They will see how many forms of transport they can use. The children will be encouraged to look out for different types of vehicles, road signs and markings as you travel.</p>	<p>At the end of the project, they'll invite parents to take part in a travel and transport activity morning. They'll display their super vehicles, answer questions about them, and create passports to document our travels.</p>	<p>Transport is terrific! Why not explore your local neighbourhood together and take photos of exciting vehicles? You could also keep a tally of the different types of transport that pass your front window within a certain time. Alternatively, pick some brochures up from a local travel agency – where would you both like to visit and how would you get there?</p>